



# *Spring Festival 2018*

The “Gala Concert” is a showcase of Suzuki Music students and all students are eligible to audition regardless of their age or level.

Apart from playing technically well, we are looking for students who embody Dr Suzuki's approach. An audition, preferably on YouTube (instructions attached, although DVD or USB can be accepted), must be sent to the office by Friday 27 July, which will be assessed by an independent teacher.

**The performers chosen for the Gala Concert must play the same piece as their audition piece. All Students performing in the Gala Concert must attend the 2 day Spring Festival.**

Parents please note that audition recordings must reach the office by Friday 27 July and only be sent by the student's teacher.



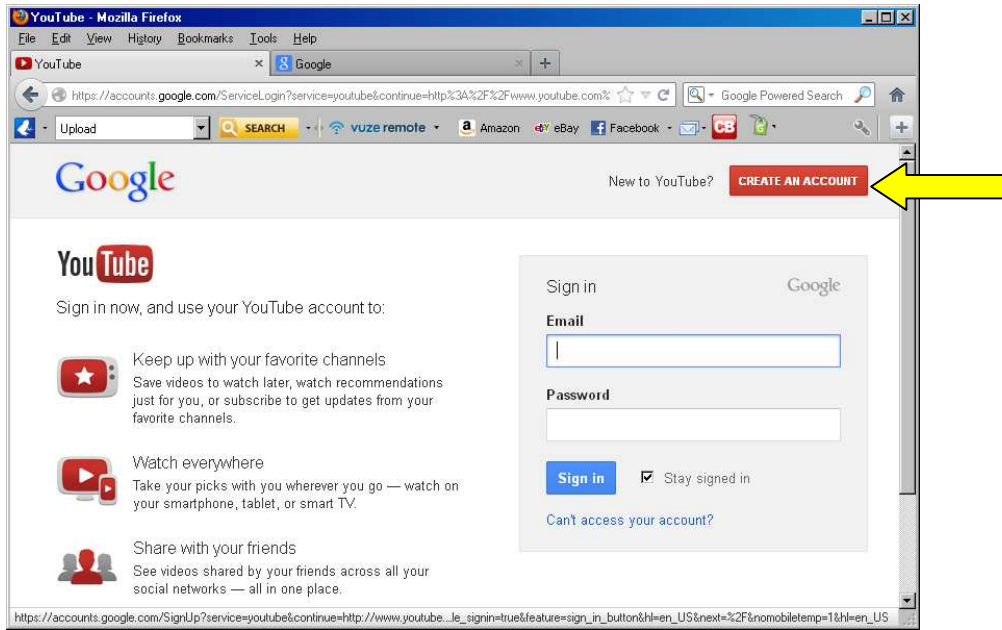
[suzukimusicqld.com.au](http://suzukimusicqld.com.au)

Enquiries: [office@suzukimusicqld.com.au](mailto:office@suzukimusicqld.com.au)

**KAWAI**  
THE FUTURE OF THE PIANO

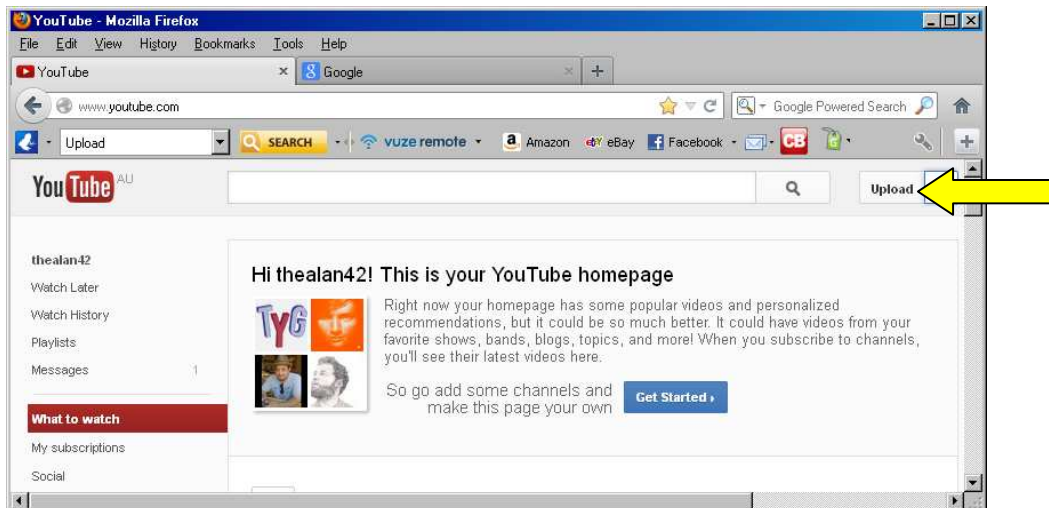
If you'd like to upload your students' graduation/audition videos onto YouTube for assessment rather than burning them onto a CD/DVD and mailing them... it's really quite easy☺

First: you need to have a YouTube account. If you don't have one, go to YouTube.com and hit "create account":

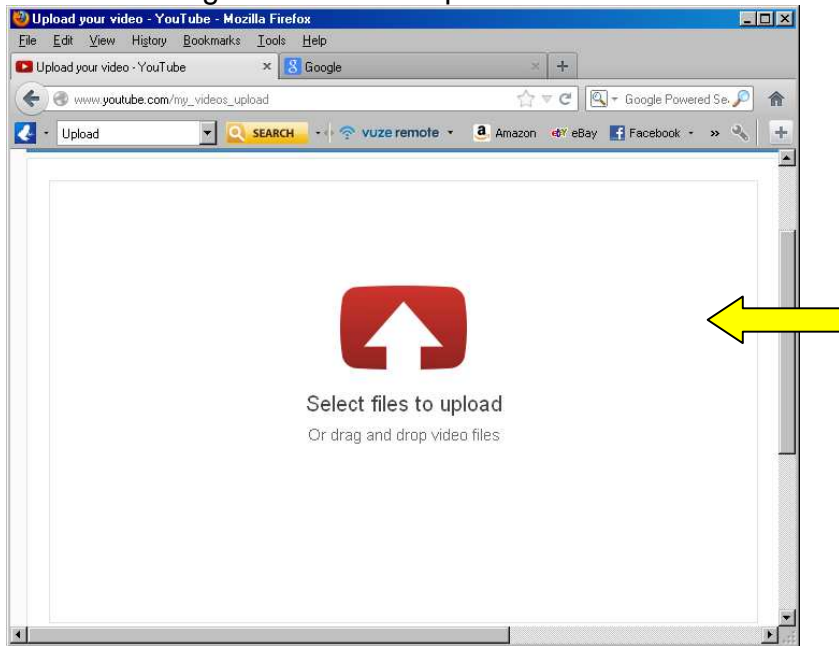


Just enter your email address and a password and sign in.

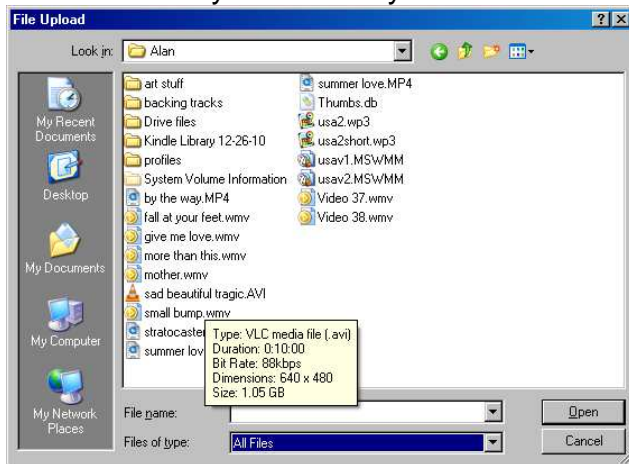
Once validated, you'll get access to your YouTube homepage – hit the Upload button:



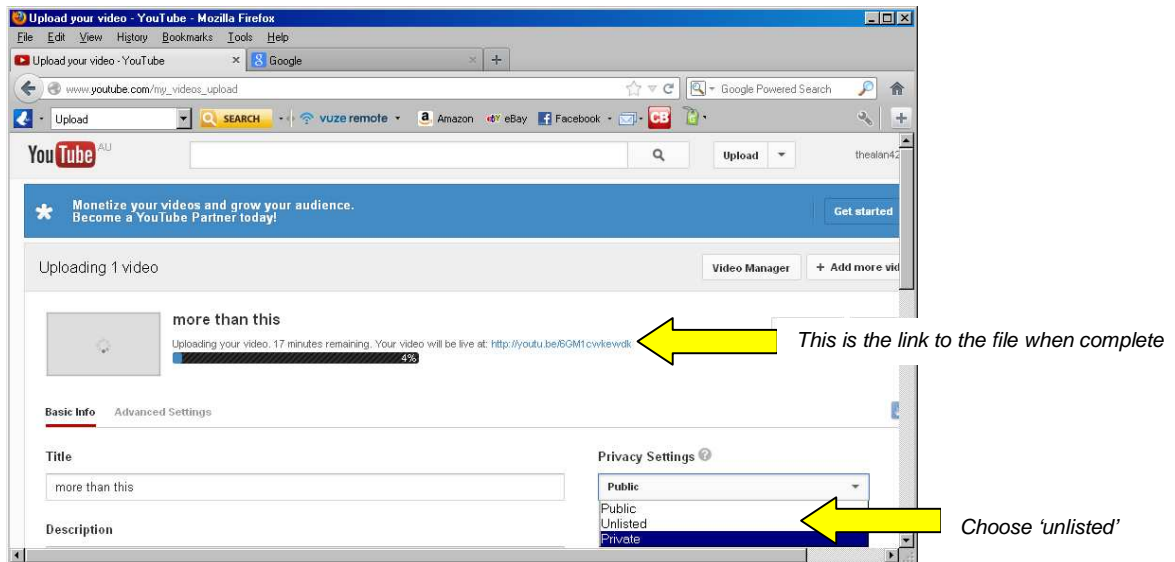
Click on the big “select files to upload” arrow:



Find the video you want on your PC and double click it (or select and hit 'Open'):



As the video is uploading you can select Privacy Settings. Select “Unlisted”. (This means that no one else will know the video is there and it can’t be searched for). Note you can add any text in the Title and Description boxes – eg: info about the student and the piece they are playing.



When the video is fully uploaded (and this may take a while – over an hour if it’s a large high-quality file for a longish piece) you will get a message saying that it is now uploaded and available and provide a link to that page. Copy that link (highlight the blue text and copy – either Ctrl C or Right Click and hit Copy) then paste into an email (Ctrl V or Right Click and Paste). Send the email to the assessor and they will be the only ones apart from yourself able to see that video on YouTube.