

Performance: Set yourself up for success

Amanda Just



What is a Performance?



Performance

**A presentation of an artistic work
such as a play or piece of music
to an audience**

**Where an audience is a group of
people assembled to watch and
listen to a show, concert, movie, or
speech**



Success

**The
accomplishment
of an aim or
purpose.**



Today we will talk about



- Who should perform?
- What age should you start?
- How can you ensure success?
- What if my child is scared?
- What can I do?
- What are the benefits? and Why?




Why do we get our kids to perform?






**Not all about
Professional
Career**



**Transferable
Ability**



Fear



Feeling sick

Heart Rate

Needs toilet

**Physical
Symptoms**

Sweaty Palms

Adrenalin
Production



Excitement

**Facing your fear,
and doing it anyway**

Enjoyment


**Attention
to Detail**

Confidence

**Future
learnings**

**Learning to
succeed**

**Self
Esteem**



Mastery of a skill



Success

builds

success



**Start
young**



**Once we have
mastered our
fear.**



it becomes fun



Playing Together is fun and rewarding!!



Benefits from Danica (13) and Sarisa (10)

Play in ensembles,
Part of orchestras,
Be around friends,
Enjoyment
Confidence,
Winning,
Travel



Benefits from Mother

Happy confident kids
Excitement
Motivation
Helps with school (morning talks)
Very proud moments
Persistence



Benefits from a Teacher

Mastery of a piece
Motivation to perfect a piece
Working towards a goal
Persistence
Confidence between others
Takes away barriers
Measure whether you know a piece well enough
Full stop to learning a piece.



Who?





**Who should
perform?**



Everyone!!
**So set yourself up
for success**

When should I start?



**Straight after
this session!!**

How can I set my child up for success?

The inside story!!!



Theory behind a good performance.

**Your ability to perform
varies depending on the
circumstances.**



Increased Complexity depending on the people you are performing to.

For Teacher



**For Extended
Family and Friends**



For Strangers



Venue Complexity

At home



Familiar Venue

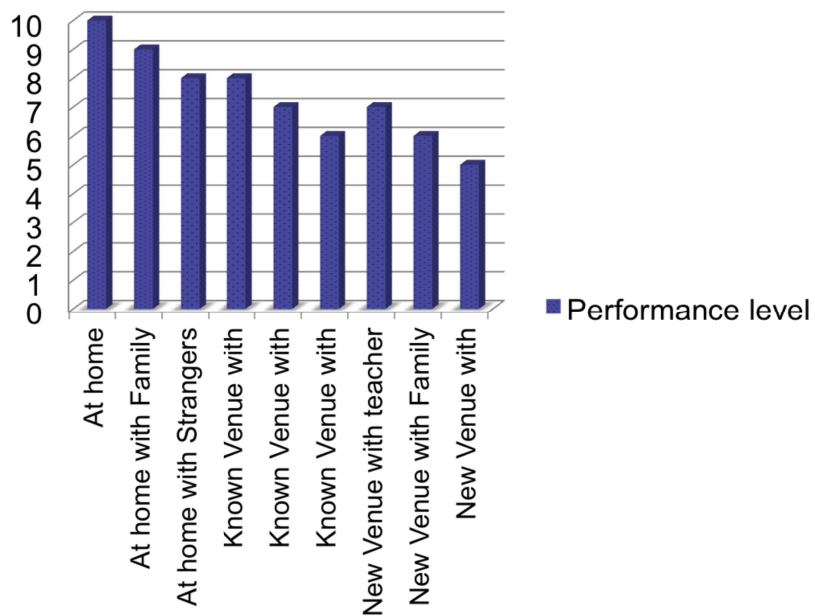


Unknown Venue



Performance vs Complexity

Performance level



Not all the kids are the same.


Different Stages



Life Experience



Different Ages



Solo vs Group



**Preparation is
all the same**



How can I prepare?



**All children and
their personalities
are different.**

**What works for one
might not work for another.**



Some of the key aspects.

- **Sequence them through the levels of complexity (refer graph)**
- **10,000 times**
- **Know your piece for 6 months**



THE GOOD NEWS !!!

**Your teacher has already
thought through this problem.**

**Take advantage of their experience
and the opportunities they
give your children.**

Some examples!

- Weekly group lessons
- Concerts at the end of term
- “End of year concerts”
- Busking
- Graduation concerts
- Eisteddfod’s
- Scholarship exams
- Solo concerts
- School concerts



What if my teacher doesn't have these opportunities?

Check your local Suzuki Association.

Check your city for opportunities.
eg. Youth Orchestra's, busking



What to consider when doing a performance.

What piece?

Where?

Solo or Group?

Who will be there.



What piece?

Really important to choose a piece that the performer knows the very very very well.

I say to my students that they choose a piece they have been playing off by heart for at least 6 months.

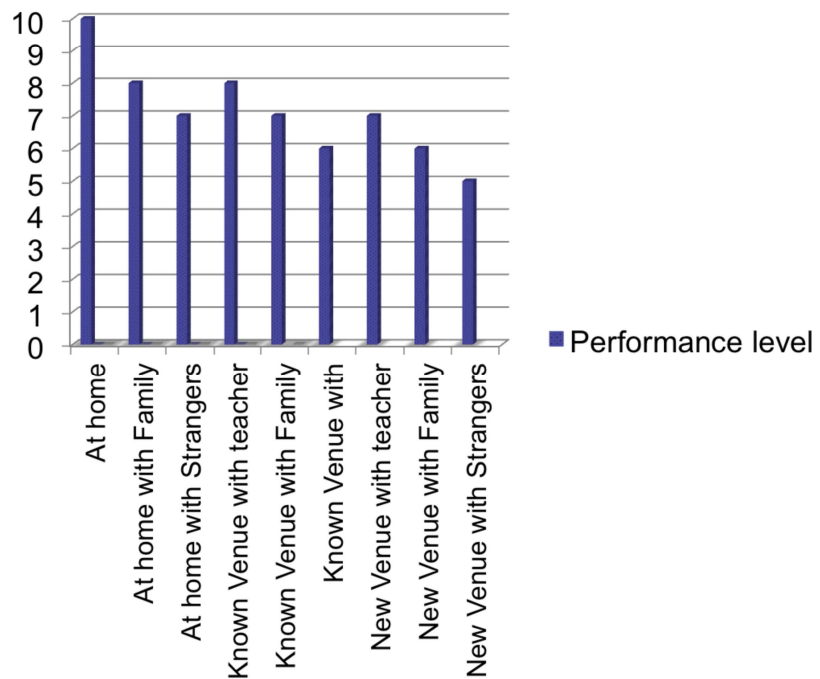
Why a piece so old?

Remember the graph!!!!

Set yourself up for success.




Performance vs Complexity

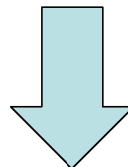


Review

Complexity



Performance



Where can we do this?

Really important to choose a piece that the performer knows the very very very well.

I say to my students that they choose a piece they have been playing off by heart for at least 6 months.

Why a piece so old?

Remember the graph!!!!

Set yourself up for success.



**When you have chosen
the piece use it at lots
of venues and
opportunities.**

**Success builds
success**



How do I get ready for Performances?



Preparation

1. Choose your piece carefully and practise for months
2. Workout your clothing
3. Make sure you have nothing else on that day which might clash

Practise

1. Extra playing of the piece two weeks before the concert.
2. Make sure you have all the details right.



On the day.

1. Have a relaxing time before.
2. Play the piece in the morning once.
(Parents please don't change anything on this day – it is too late)
3. Leave with plenty of time.
4. Encourage and positive thoughts.
5. Have all clothes prepared the day before.
6. ENJOY!!!!



After the Performance

Say all the good things that happened (your child will know what they did wrong)

Re-inforce good things

Next Practise

1. Analyse the performance. – not on the day.
2. Go through the things which could have been done differently and better.



**A Performance is a
gift you give to the
audience.**



Performance

**A musical gift you give your
audience.**

Success

**The accomplishment of an aim or
purpose.**



**Set yourself up for
success.**

**Thankyou for listening
Amanda Just
amandajust@adam.com.au**

